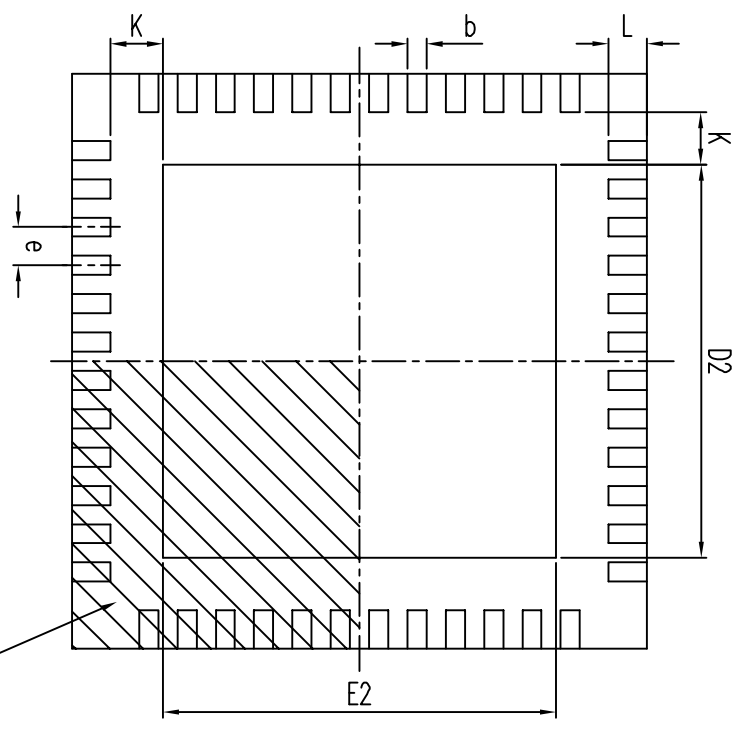
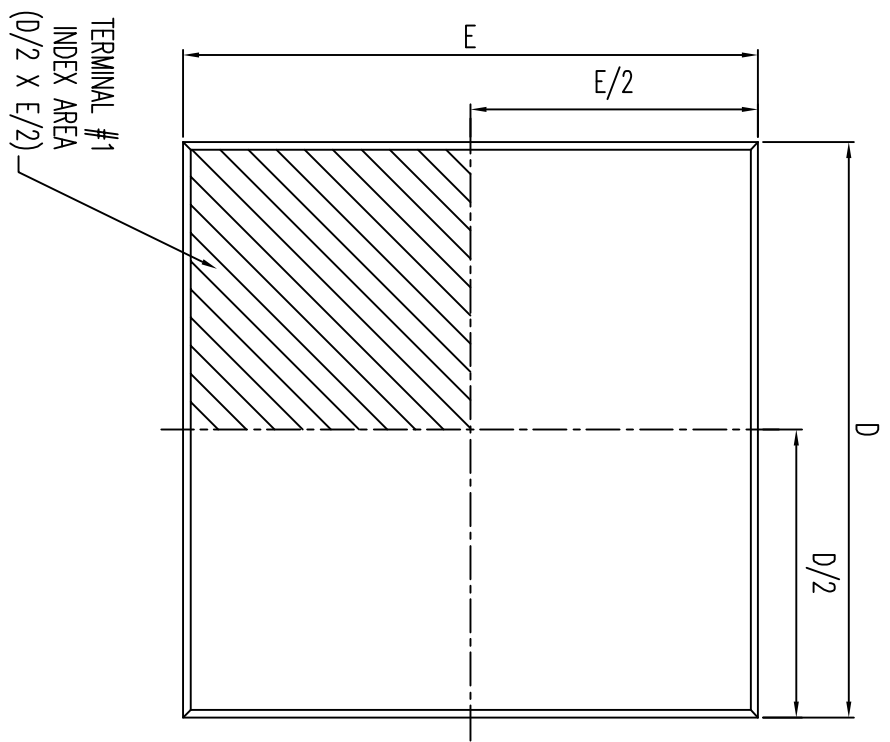


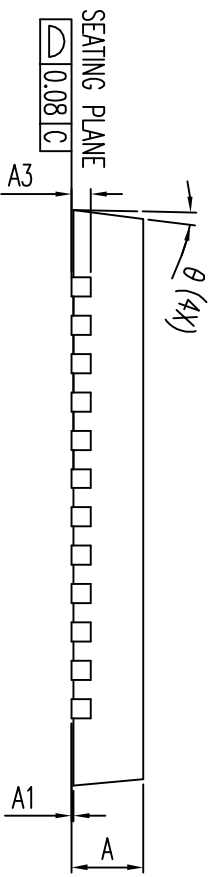
REV.	DESCRIPTION	BY	DATE
ORIG.	DRAWING ISSUE	SANDY CHEN	06.20.2014

TOP VIEW

BOTTOM VIEW



SYMBOL	DIMENSION IN MM		
	MIN.	NOM.	MAX.
A	0.70	0.75	0.80
A1	0	0.02	0.05
A3	0.20 REF.		
D	6.00 BASIC		
D2	3.95	4.10	4.25
E	6.00 BASIC		
E2	3.95	4.10	4.25
e	0.40 BASIC		
b	0.15	0.20	0.25
L	0.30	0.40	0.50
K	0.20		
θ	0°		14°
JEDEC	MO-220 (Variation WJUE)		



SIDE VIEW

CWT Chant World Technology Inc.		<input type="checkbox"/>	<input checked="" type="checkbox"/>
TITLE WQFN 48L PACKAGE OUTLINE		XXXXXX ±0.005	ANGULAR ±
BODY SIZE : 6 X 6 MM		XXXXXX ±0.05	ROUGH-
		XX ±0.1	NESS
		XX ±0.2	SCALE 18 : 1
DESIGNED	SANDY CHEN 06.20.2014	UNIT	QTY
CHECKED	SANDY CHEN 06.20.2014	FILE NAME :	WQFN48L(6x6x0.75) A3
APPROVED	SANDY CHEN 06.20.2014	DWG. NO.:	CW-PT-001A